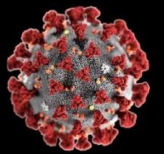




NAKURU COUNTY COVID 19 SITUATION DASHBOARD



15th September 2020

Case Fatality Rate = 2.2%; Attack Rate=40/100,000; Positivity rate =6.5%

Confirmed Cases

907

Recoveries

450 Health Facility : 165
HBC: 285

Deaths

20

Admissions

4 PGH: 2
Nakuru War Memorial
Hosp: 2

Home Based Care

324 Discharged: 285
Current on HBC: 42



570,759
Screened



13,895
Tests Done

907
Positive

12,988
Negative

1493
Contacts Traced and Quarantined


1329
Completed
Quarantine

0
Under
Mandatory
Quarantine

164
Under
Self
Quarantine

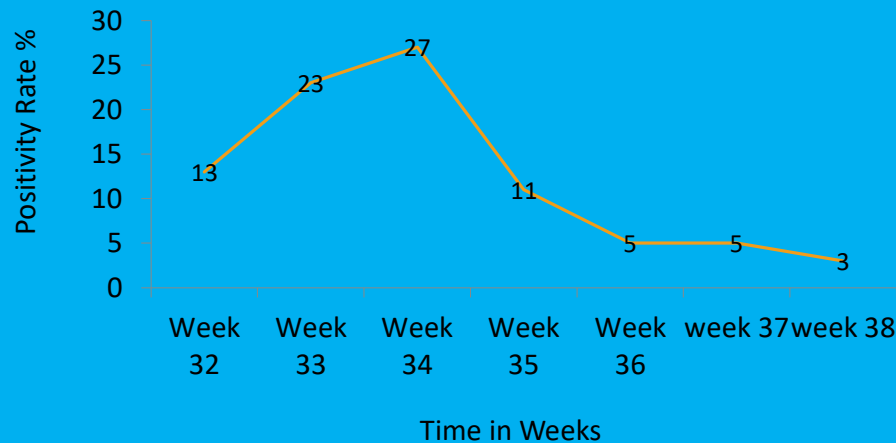
Positive Cases By Gender

660 (73%)
1 – 80 years



247 (27%)
8 to – 82 years

Nakuru COVID 19 positivity Rate September 2020



This fact sheet is made possible by the support of the American people through the United States Agency for International Development (USAID). The contents of this information product are the sole responsibility of Nakuru County and do not necessarily reflect the views of the views of USAID or the United States Government.



TUPIME KAUNTI
PROJECT

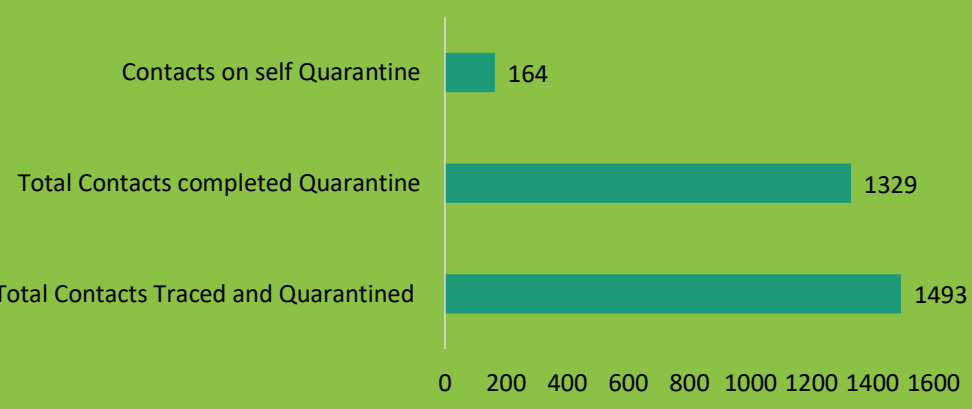
NAKURU COUNTY COVID-19 SITUATION UPDATE

15th September 2020



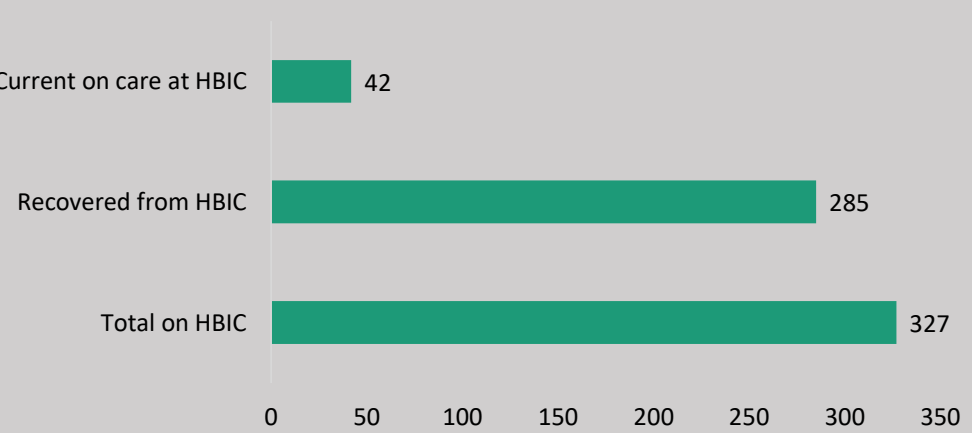
Source: SITREP 15th Sept. 2020

Contact tracing and Quarantine

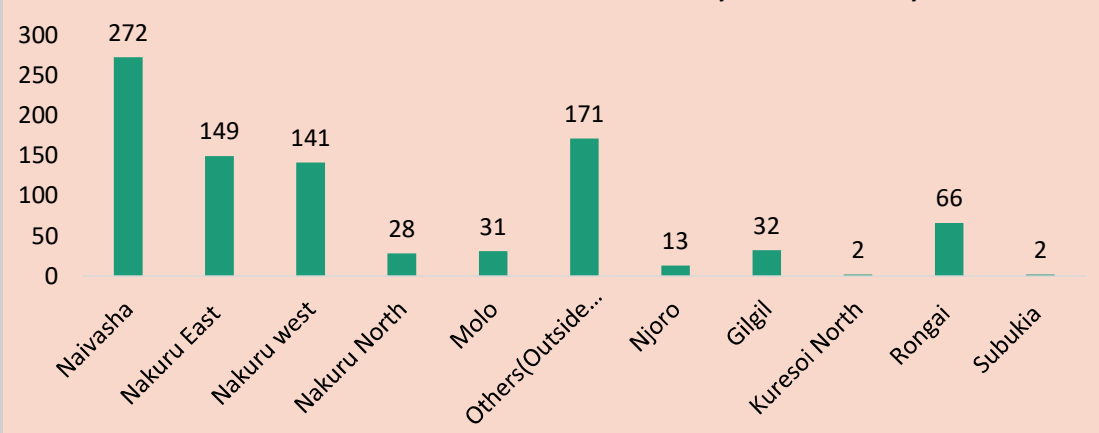


Category	No. of Samples	No Positive for Covid 19
Health Care workers	952	45
Truck drivers	5112	291
Inmates	394	23
Alert Cases(suspected)	2997	418
Food handlers	1920	33
Contacts	2221	97
Targeted testing	299	3
Total Samples	13,895	907

Distribution of those under Home Based Isolation Care



Distribution of COVID-19 Cases by Sub County



This fact sheet is made possible by the support of the American people through the United States Agency for International Development (USAID). The contents of this information product are the sole responsibility of Nakuru County and do not necessarily reflect the views of the views of USAID or the United States Government.

