




NAKURU COUNTY COVID 19 SITUATION DASHBOARD



3rd September 2020

Cases

835

Recoveries

241

Deaths

18

On Treatment

12 PGH: 9
Langalanga: 3


Home Based Care

282 Discharged: 177
Current on HBC: 105

Case Fatality Rate = 2.1% Attack Rate=36.9/100,000

Positive Cases By Gender

610 (73%)
1 – 80 years



225 (27%)
8 to – 82 years



570,759
Screened



12,005
Tests Done

835
Positive

11,160
Negative

1230

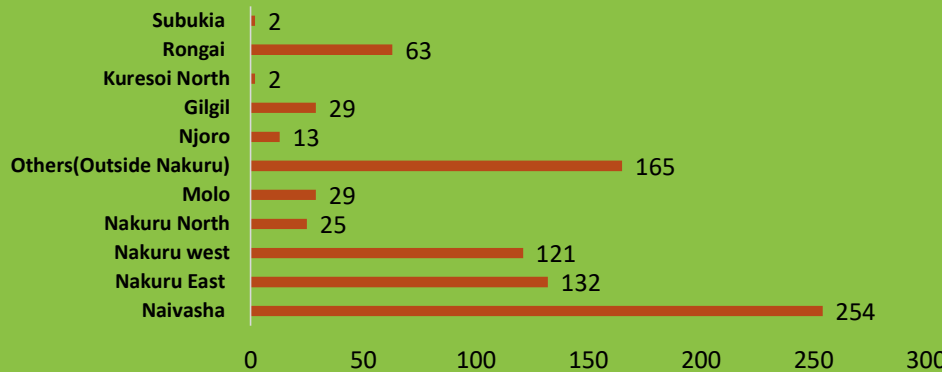
Contacts Traced and Quarantined

1007
Completed
Quarantine

0
Under
Mandatory
Quarantine

223
Under
Self
Quarantine

Distribution of COVID-19 Cases per Sub Counties(n=835)




This fact sheet is made possible by the support of the American people through the United States Agency for International Development (USAID). The contents of this information product are the sole responsibility of Nakuru County and do not necessarily reflect the views of the views of USAID or the United States Government.



**TUPIME KAUNTI
PROJECT**

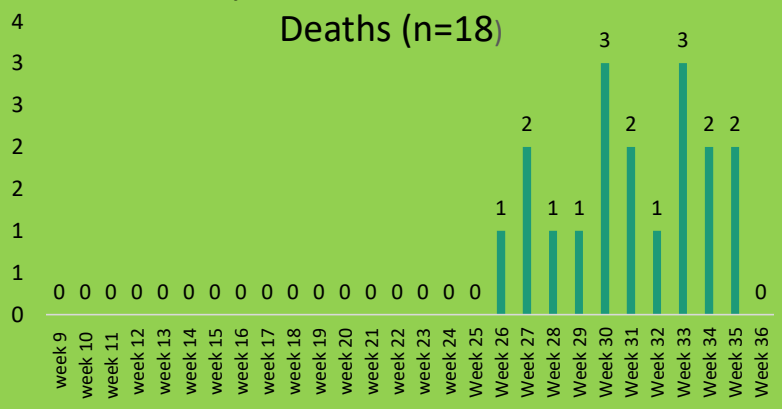
NAKURU COUNTY COVID-19 SITUATION UPDATE

3rd September 2020



Source: SITREP 3rd Sept. 2020

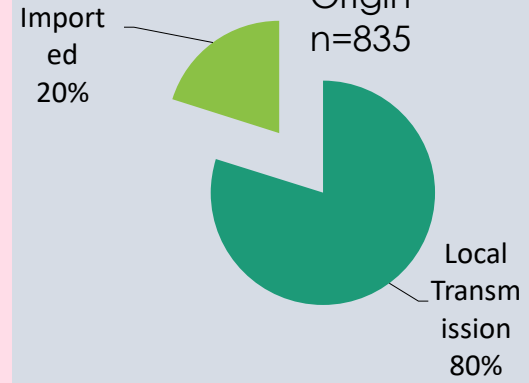
Weekly Distribution of COVID-19 Deaths (n=18)



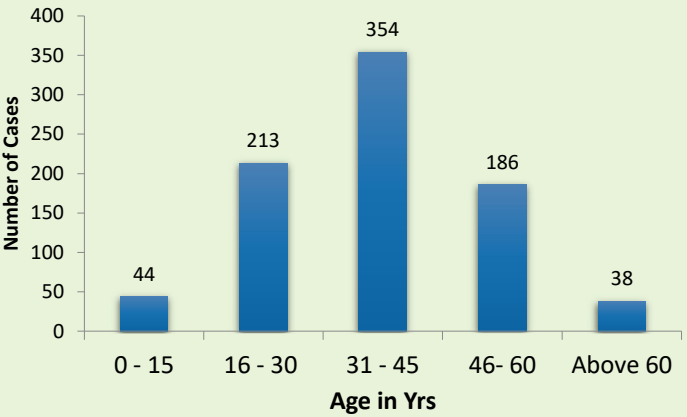
Distribution Health Care Workers confirmed positive of COVID-19 (N=42)



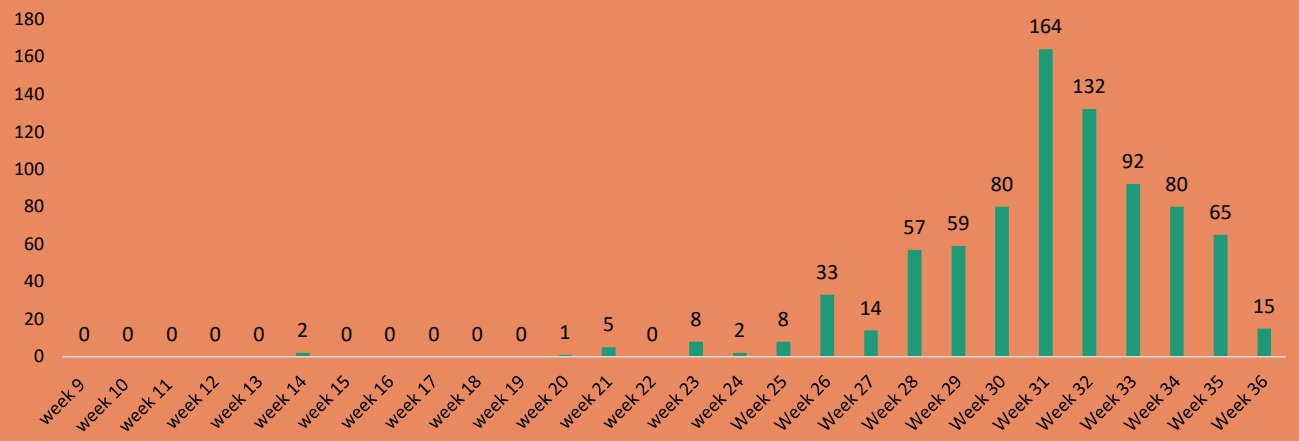
COVID-19 cases by Origin n=835



COVID-19 cases by Age Sept. 2020 n= 835



Weekly Distribution of COVID-19 Cases



This fact sheet is made possible by the support of the American people through the United States Agency for International Development (USAID). The contents of this information product are the sole responsibility of Nakuru County and do not necessarily reflect the views of the views of USAID or the United States Government.



TUPIME KAUNTI PROJECT