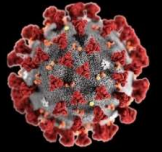




NAKURU COUNTY
COUNTY OF UNLIMITED OPPORTUNITIES

NAKURU COUNTY COVID 19 SITUATION DASHBOARD



9th September 2020

Confirmed Cases

856

Recoveries

367 Health Facility : 172
HBC: 195

Deaths

20

Admissions

9 PGH: 6
Langalanga SCH: 1
Naivasha SCH : 1
N. Nursing Home: 1


Home Based Care

317 Discharged: 195
Current on HBC: 122

Case Fatality Rate = 2.3%; Attack Rate=37.8/100,000; Positivity rate =6.6%

Positive Cases By Gender

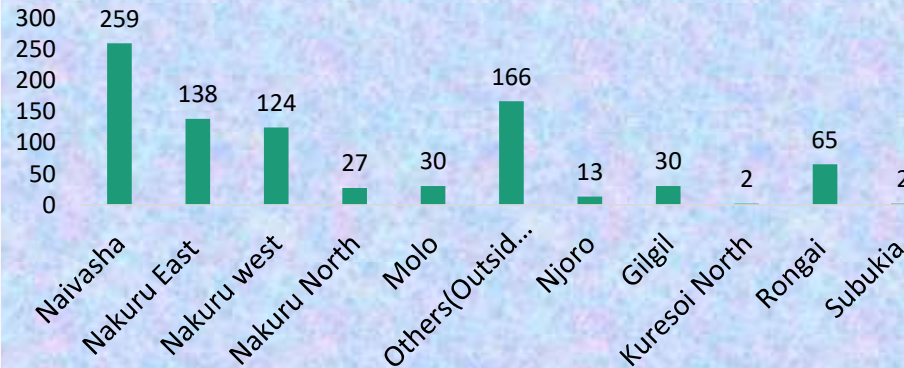
621 (73%)
1 – 80 years



235 (27%)
8 to – 82 years

Distribution of Positive cases by sub county

n= 856



570,759
Screened



12,949
Tests Done

856
Positive

12,093
Negative

1464
Contacts Traced and Quarantined

1185
Completed
Quarantine

0
Under
Mandatory
Quarantine

279
Under
Self
Quarantine


This fact sheet is made possible by the support of the American people through the United States Agency for International Development (USAID). The contents of this information product are the sole responsibility of Nakuru County and do not necessarily reflect the views of the views of USAID or the United States Government.



TUPIME KAUNTI
PROJECT

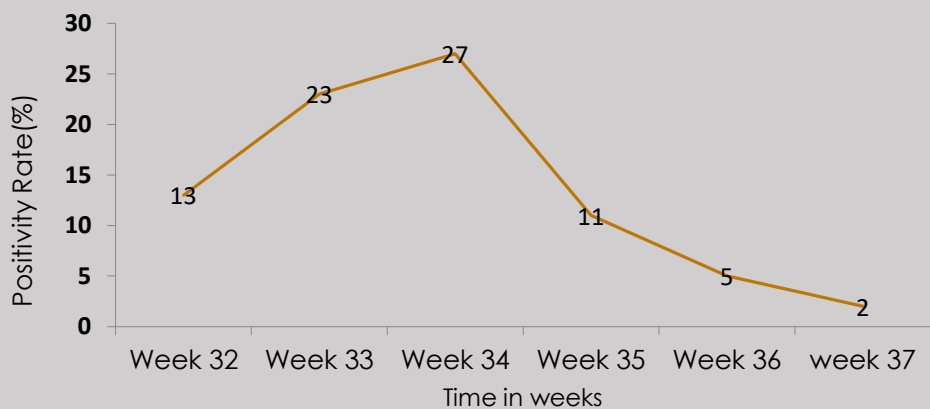
NAKURU COUNTY COVID-19 SITUATION UPDATE

9th September 2020

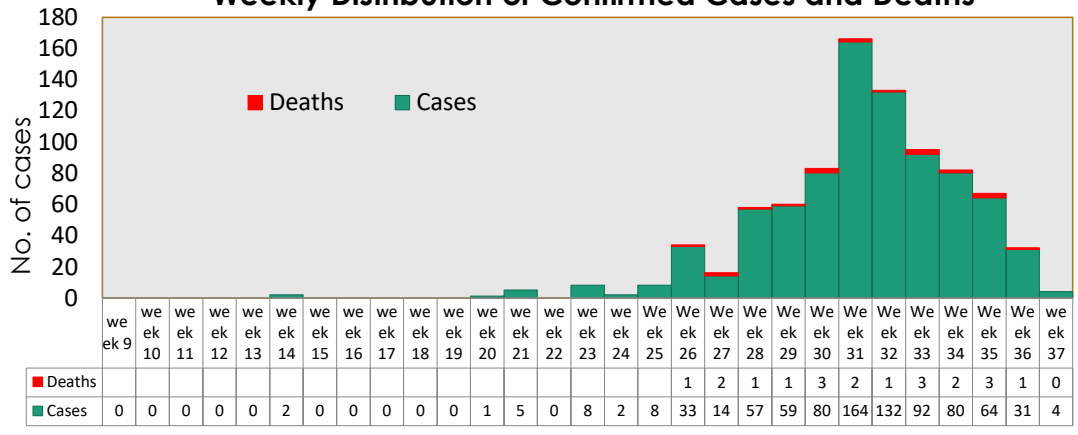


Source: SITREP 9th Sept. 2020

Nakuru COVID 19 Positivity Rate Sept 2020



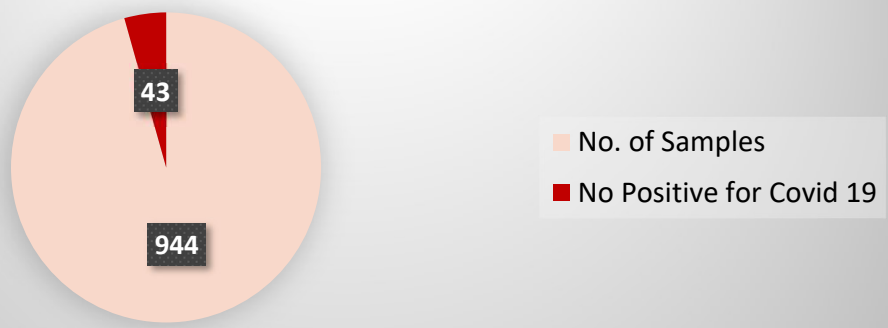
Weekly Distribution of Confirmed Cases and Deaths



Distribution of those on Home based Care

Sub County	Total on HBC	Recovered	On care
Naivasha	83	49	34
Molo	28	28	0
Nakuru East	73	32	41
Nakuru West	47	22	25
Rongai	61	41	20
Gilgil	13	13	0
Nakuru North	3	3	0
Njoro	9	7	2
TOTAL	317	195	122

Number of Health Care workers Tested and confirmed Positive



This fact sheet is made possible by the support of the American people through the United States Agency for International Development (USAID). The contents of this information product are the sole responsibility of Nakuru County and do not necessarily reflect the views of the views of USAID or the United States Government.