




# NAKURU COUNTY COVID 19 SITUATION DASHBOARD



30<sup>th</sup> September 2020

Case Fatality Rate = 2.7%; Attack Rate=48.1/100,000; Positivity rate =6.6%



**570,759**  
Screened



**16,467**  
Tests Done

**1090**  
Positive

**14,377**  
Negative

**1927**

Contacts Traced and Quarantined

**1766**  
Completed  
Quarantine

**0**  
Under  
Mandatory  
Quarantine

**161**  
Under  
Self  
Quarantine



TUPIME KAUNTI PROJECT



| Category                   | No. of Samples tested | No Positive for Covid 19 |
|----------------------------|-----------------------|--------------------------|
| <b>Health Care workers</b> | <b>1143</b>           | <b>56</b>                |
| Truck drivers              | 6724                  | 315                      |
| Inmates                    | 452                   | 28                       |
| Alert Cases(suspected)     | 3638                  | 486                      |
| Food handlers              | 1920                  | 33                       |
| Contacts                   | 2291                  | 169                      |
| Targeted testing           | 299                   | 3                        |
| <b>Total Samples</b>       | <b>16,487</b>         | <b>1090</b>              |

Development (USAID). The contents of this information product are the sole responsibility of Nakuru County and do not necessarily reflect the views of the views of USAID or the United States Government.

tional

## Confirmed Cases

**1090**

### Recoveries

Health Facility : 180  
HBC: 341

**521**

## Deaths

**30**

## Admissions

PGH: 19  
Nakuru Nursing Home: 3  
War Memorial: 1

**23**

## Home Based Care

Discharged: 341  
Current on HBC: 57

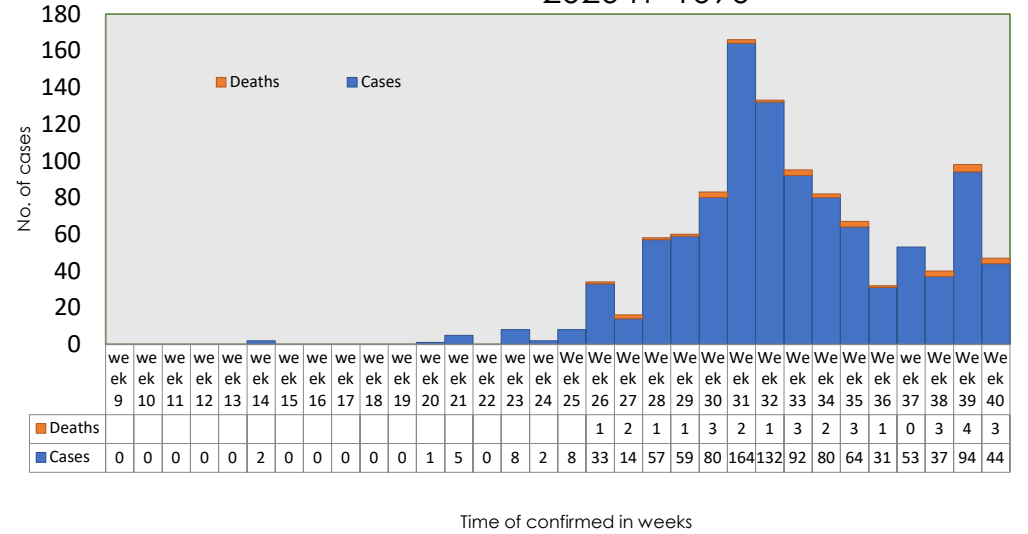
**398**

# NAKURU COUNTY COVID-19 SITUATION UPDATE Source: SITREP 30<sup>th</sup> Sept. 2020

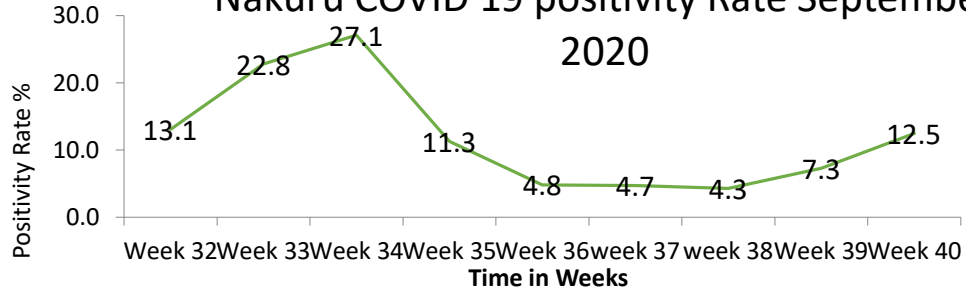
## Distribution of those on Home based

| Sub County    | Total on HBIC | Recovered  | On care   |
|---------------|---------------|------------|-----------|
| Naivasha      | 102           | 86         | 16        |
| Kuresoi North | 2             | 2          | 0         |
| Molo          | 28            | 28         | 0         |
| Nakuru East   | 105           | 82         | 23        |
| Nakuru West   | 63            | 53         | 10        |
| Rongai        | 68            | 63         | 5         |
| Gilgil        | 17            | 15         | 2         |
| Nakuru North  | 6             | 5          | 1         |
| Njoro         | 7             | 7          | 0         |
| <b>TOTAL</b>  | <b>398</b>    | <b>341</b> | <b>57</b> |

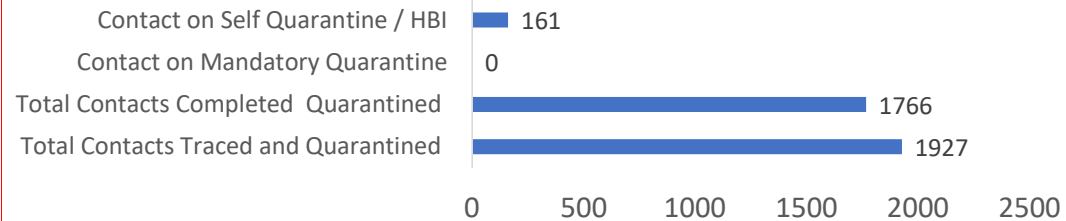
Distribution of COVID19 Cases Nakuru September 2020 n=1090



Nakuru COVID 19 positivity Rate September 2020



## CONTACT TRACING



TUPIME KAUNTI PROJECT